









# IV SERIES N-TOPCON

SOLAR WAY ,SHINING LIFE !

**565-580W**



## • N-TOPCON MODULE ADVANTAGE

-  Multi-main gate technology
-  Superior load capacity
-  High module conversion efficiency
-  Excellent low-light performance
-  Low attenuation long warranty
-  Low BOS and KWH cost
-  Reduce heat spot effect
-  Higher bifacially

## • QUALITY SYSTEM

ISO9001 / ISO14001 / ISO45001

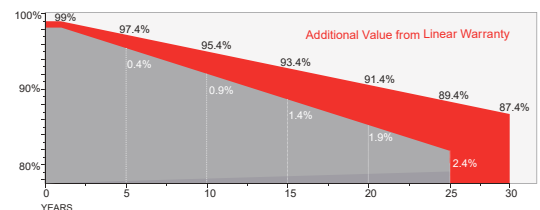
## • PRODUCT CERTIFICATION



## • INSURANCE



## • WARRANTY



**15 YEARS** Guarantee on product material and workmanship

**30 YEARS** Linear power output warranty



## Electrical Characteristics

Module Type	NB-565-BTA-HV		NB-570-BTA-HV		NB-575-BTA-HV		NB-580-BTA-HV	
	STC	NOCT	STC	NOCT	STC	NOCT	STC	NOCT
Maximum Power at STC (Pmp)	565	425	570	429	575	433	580	437
Open Circuit Voltage (Voc)	51.50	48.93	51.70	49.12	51.90	49.31	52.10	49.50
Short Circuit Current (Isc)	13.89	11.11	13.95	11.16	14.01	11.21	14.07	11.26
Maximum Power Voltage (Vmp)	42.80	40.22	43.00	40.44	43.20	40.63	43.40	40.86
Maximum Power Current (Imp)	13.21	10.57	13.26	10.61	13.32	10.66	13.37	10.70
Module Efficiency at STC(%)	21.87		22.07		22.26		22.45	
Power Tolerance	(0,+4.99)							
Maximum System Voltage	1500V DC							
Maximum Series Fuse Rating	25 A							

STC: Irradiance 1000 W/m<sup>2</sup> module temperature 25°C AM=1.5  
Power measurement tolerance: +/-3%

## Temperature Characteristics

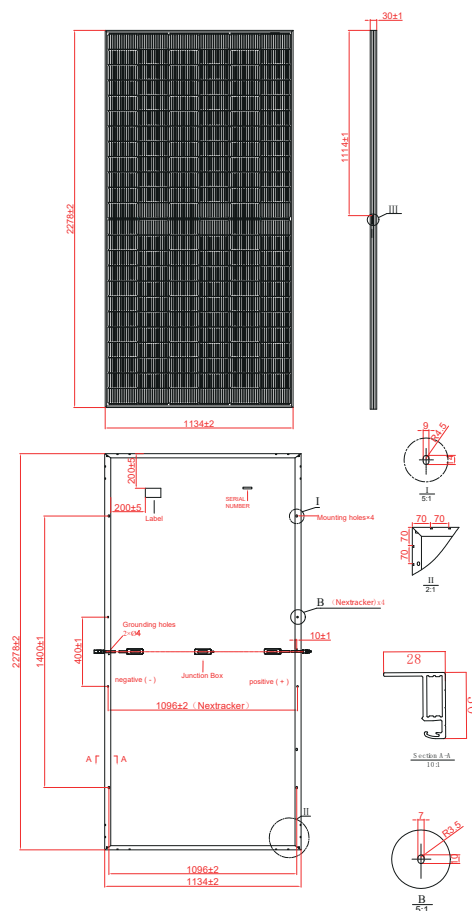
Pmax Temperature Coefficient	-0.30%/°C
Voc Temperature Coefficient	-0.25 %/°C
Isc Temperature Coefficient	+0.046 %/°C
Operating Temperature	-40 ~ +85 °C
Nominal Operating Cell Temperature(NOCT)	45±2 °C

## Mechanical Specifications

External Dimensions	2278x1134x30 mm
Weight	26.5 kg
Solar Cells	N-Topcon 182 x 91mm (144pcs)
Front Glass	3.2mm AR coating tempered glass, low iron
Frame	Anodized aluminium alloy
Junction Box	IP68, 3 diodes
Output Cables	4.0mm <sup>2</sup> , 250mm(+)/350mm(-) or Customized Length
Mechanical Load	Front side 5400Pa/ Rear side 2400Pa

## Packing Configuration

	2278x1134x30 mm	
Container	20'GP	40'HQ
Pieces per Pallet	36	36
Pallets per Container	4	20
Pieces per Container	144	720



## I-V Curve

